

# Epidemiology of ageing with HIV: what can we learn from cohorts?

Caroline A. Sabin<sup>a</sup> and Peter Reiss<sup>b</sup>

The last decade has seen a dramatic change in the demographic structure of the population of people living with HIV (PLWH). The majority of PLWH who start treatment with combination antiretroviral therapy now have good virological and immunological responses and this has resulted in improvements in life expectancy. In addition, there have also been continued new HIV diagnoses (and new HIV infections) in those aged more than 50 years. The average age of those attending HIV clinics has therefore increased, with this trend expected to continue into the future. As the cohort of PLWH has aged, so the spectrum and burden of age-associated noncommunicable comorbidities (AANCCs) in the cohort has increased. PLWH are likely, therefore, to have increased healthcare needs for the foreseeable future. Although it appears that the average age at diagnosis of several AANCC is lower in PLWH, current evidence remains insufficient to demonstrate that HIV infection leads to either accelerated or accentuated aging. The results from several well designed longitudinal cohorts, with appropriately matched control groups, will provide more robust evidence to confirm a potential impact of HIV on the incidence of these AANCC. However, regardless of the impact of HIV itself, the role of other, non-HIV, factors is becoming increasingly important, with coinfection with other viral infections and lifestyle factors playing an increasing role in the development of many AANCC. It is likely that attempts to reduce smoking prevalence and obesity may be associated with important reductions in the incidence of some of these events in the future.

Copyright © 2017 Wolters Kluwer Health, Inc. All rights reserved.

*AIDS* 2017, **31** (Suppl 2):S121–S128

**Keywords:** ageing, bias, cohort studies, comorbidities, epidemiology

## Introduction

The last decade has seen a dramatic change in the demographic structure of the population of people living with HIV (PLWH) with most HIV clinics now caring for an increasing number of people aged 50 years or older. These people are likely to have increased healthcare needs in the coming years [1]. In this article, we review some of the literature about the changing epidemiology of ageing with HIV, with a particular focus on the information that has been provided by cohort studies.

### What is a cohort study?

Cohort studies follow groups of individuals over time, generally with the aim of describing the incidence

of some event and/or identifying prognostic markers for this event. Although the observational nature of the study design means that it is impossible to eliminate the potential for confounding to introduce bias, the longitudinal and prospective follow-up of study participants in a cohort study does allow the time sequence of events leading up to the outcome to be assessed, and thus investigators are often able to make strong inferences about the potential causal nature of any associations that are seen. Cohort studies provide an ideal infrastructure for the study of ageing in PLWH and it is not surprising, therefore, that many cohort investigators have looked to their cohorts for data that might support an assessment of the future healthcare needs of PLWH.

<sup>a</sup>Research Department of Infection and Population Health, UCL, Royal Free Campus, London, UK, and <sup>b</sup>Department of Global Health and Division of Infectious Diseases, Academic Medical Center, Amsterdam Institute for Global Health and Development, and HIV Monitoring Foundation, Amsterdam, the Netherlands.

Correspondence to Professor Caroline A. Sabin, Research Department of Infection and Population Health, UCL, Royal Free Campus, Rowland Hill Street, London NW3 2PF, UK.

Tel: +44 020 77940500 ext. 34752; e-mail: c.sabin@ucl.ac.uk

Received: 5 December 2016; accepted: 5 December 2016.

## Why is the age structure of people living with HIV increasing?

It is now accepted that the majority of PLWH who start treatment with combination antiretroviral therapy (cART) will have a rapid virological response and a good immunological recovery on treatment. This has resulted in dramatic improvements in life expectancy in PLWH in many settings. Using data from the UK Collaborative HIV Cohort (UK CHIC) Study, May and colleagues [2] reported that life expectancy of PLWH at age 20 had increased from 30.0 to 45.8 years from 1996–1999 to 2006–2008. However, despite this increase, overall life expectancy was only 39.5 for men and 50.2 years for women compared with 57.8 and 61.6 years for men and women in the general population (1996–2006). Thus, at the time of the study, life expectancy remained about 13 years less than that of the general UK population. Using data from the Danish HIV Cohort Study, Legarth *et al.* [3] reported that median survival time from age 50 years among PLWH had increased from 11.8 years during 1996–1999 to 22.8 years from 2006–2014. However, when compared with an individually matched cohort from the background population, mortality rates remained substantially higher (from 3.8 times higher in those aged 50–55 years to 1.6 times higher in those aged 75–80 years). Among a subset of the cohort of 517 well treated PLWH without AIDS or existing comorbidities, median survival time from age 50 years was 25.6 years compared with 34.2 years in the matched general population sample. In a second study from the Danish HIV Cohort, Rasmussen *et al.* [4] reported that the proportion of PLWH aged more than 50 years increased from 13% in 1995 to 43% in 2014. With the exception of nonvirus/smoking-associated cancers, PLWH had a higher excess and relative risk of all age-related diseases than did the controls. Similar trends have been reported from the United States and Canada [5], where life expectancy at age 20 increased from 36.1 to 51.4 years from 2000–2002 to 2006–2007. Worldwide, although estimated life expectancy has improved in recent years, PLWH continue to have an estimated life expectancy at age 20 years that is 10.9–39.7% lower than that of the general population, depending on the geographic setting [6].

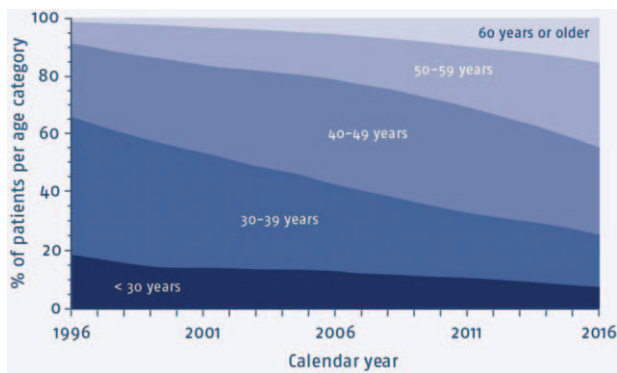
In an updated analysis from the UK CHIC study [7], life expectancy among PLWH receiving cART was found to depend heavily on the attained CD4 cell count and viral load; after 5 years on ART, the expected age at death of a 35-year-old man varied from 54 years (if the man's CD4<sup>+</sup> cell count was <200 cells/ $\mu$ l and he had no viral suppression) to 80 years (if his CD4<sup>+</sup> cell count was  $\geq$ 350 cells/ $\mu$ l and he had viral suppression). Importantly, life expectancy in men and women with good CD4<sup>+</sup> and viral load responses appeared to be at least as good as, if not better than, that in the general population. The possibility of improved life expectancy in some subgroups had previously been reported by the Collaboration of

Observational HIV Epidemiological Research in Europe (COHERE) collaboration [8], a large European collaboration of cohort studies. In this study, mortality rates among those on cART with a CD4<sup>+</sup> cell count of at least 500 cells/ $\mu$ l were similar to those of the general population in noninjection drug using men [standardized mortality ratio when compared with the general population 0.9 (95% confidence interval 0.7–1.3)] and, after 3 years of cART, in women [1.1 (0.7–1.7)].

In addition to the increased life expectancy of PLWH, there have also been continued new HIV diagnoses (and new HIV infections) in those aged more than 50 years. Data from Public Health England show that the proportion of people newly diagnosed with HIV who were over the age of 50 had increased from 9.2% in 2005 to 18.6% in 2014 [9]. Among the 733 adults known to be newly infected in 2014 (as determined by the Recent Infection Testing Algorithm), 9.7% were aged 50 or older [10]. The impact of these changes in life expectancy and patterns of new diagnoses has been dramatic. Within Europe, the proportion of new HIV diagnoses among individuals aged 50 or over has increased from 7.4% in 2005 to 12.0% in 2014 [11]. Anecdotally, many HIV clinics have reported that the average age of those attending their clinics has increased, with the proportion of attendees over the age of 50 increasing dramatically (e.g. Fig. 1, which shows the changing age distribution of participants in the Dutch national ATHENA study over time [12]). Globally, the estimated number of PLWH who are thought to be aged over 50 years has increased from 650 000 in 1990 to 5 800 800 in 2015 (<http://aidsinfo.unaids.org>). But these increases in age are also expected to continue into the future: using information from the ATHENA study, Smit *et al.* [13] constructed an individual-based model of the ageing HIV-positive population, which predicted that the median age of patients receiving treatment for HIV will increase in the Netherlands from 43.9 years in 2010 to 56.6 years in 2030, with the proportion of patients aged more than 50 years predicted to increase from 28 to 73% over the same period.

## What are the major consequences of an ageing clinic population?

As the cohort of PLWH has aged, and the incidence of AIDS-related conditions has reduced with effective cART, so the spectrum and burden of comorbidities in the cohort has increased. This has been most noticeable when considering patterns of mortality. When deaths do occur, these now tend to be in older people and the causes of death are different to those previously reported. In the Swiss HIV Cohort study [14], AIDS-related mortality peaked in 1992 and decreased to a low level in 2006. Compared with deceased persons in 2005, those who died only 4 years later in 2009 tended to be older (49 vs. 45 years at death), with a higher CD4<sup>+</sup> cell count (321 vs. 257 cells/ $\mu$ l), less likely to be ART naive (5 vs. 13%), and



**Fig. 1. Increasing age of the HIV-positive participants in the Dutch ATHENA observational HIV cohort study over calendar time.** Reprinted with permission from [12].

less likely to have died of AIDS-related causes (9 vs. 23%); 84% of all deaths occurring between 2005 and 2009 were from non-AIDS-related causes. In France, Morlat *et al.* [15] reported a drop in the proportion of deaths among PLWH that were because of AIDS-related causes, with an increase in the proportion of deaths from non-AIDS-defining malignancies and cardiovascular disease (CVD) compared with earlier years. Similar findings were reported from the large, multinational Data Collection on Adverse Effects of anti-HIV Drugs (D:A:D) study [16], with a reduction over time in the proportion of deaths from AIDS-related causes being mirrored by an increase in the proportion of deaths from cancers. The lack of increase in the proportion of deaths from CVD in this study was likely because of improvements in interventions to prevent or treat CVD, particularly in those who had a primary myocardial infarction (MI) in whom survival had improved [17].

There has also been an increase in the number of PLWH who are also living with comorbidities. Among participants in the Dutch AGEhIV Cohort study, HIV-positive participants had a mean of 1.3 age-associated noncommunicable comorbidities (AANCC) in comparison to only 1 in demographically matched HIV-negative controls [18]. Hypertension, MI, peripheral arterial disease, and impaired renal function were all significantly more prevalent among the HIV-positive participants in the study. Notably, the comorbidity profile of HIV-positive participants in this cohort, more closely matched that of an HIV-negative control that was 5–10 years older. Similar associations have been reported from other European settings [19]. With the continued increase in the age distribution of PLWH, the prevalence of comorbidities is expected to increase, with Smit *et al.* [13] predicting that by 2030, 84% of PLWH will have at least one AANCC (an increase from 28% in 2010), with 28% of PLWH expected to have three or more such AANCC. As a consequence, it is estimated that 54% of PLWH will be prescribed comedications in 2030 compared with 13% in 2010, with 20% taking three or

more comedications. The implications of this for clinic costs have been studied in one cohort in Canada [20]; in this cohort, the proportion of older patients increased from 9.6 to 25.4% from 1999 to 2010. Over this time, older patients incurred higher costs for all aspects of HIV care such that by 2010, the proportion of clinic costs incurred by older patients had increased from 25 to 31%. More expensive ART as a consequence of more complex regimens, more comorbid interactions and greater adherence accounted for most of the cost difference.

Of the AANCC that have been described, CVD and cancers are arguably the most commonly studied. CVD is of particular concern in PLWH given the documented associations with some antiretroviral drugs as well as the high, and increasing, prevalence of known risk factors for CVD in the HIV-positive population [21]. The prevalence of dyslipidaemia and hypertension are increasing in most cohort populations, largely as a result of the ageing population although ART-associated effects on lipids and blood pressure (BP) and immunosuppression/exposure to HIV viraemia may also contribute [22–24]. The jury is still out on whether these key risk factors for CVD have the same impact on subsequent MI rates as in the general population. In the Veterans Aging Cohort Study Virtual Cohort [25], hazard ratios associated with various degrees of hypertension (compared with those with normal BP levels) appeared to be greater in those with HIV than in HIV-uninfected controls, suggesting that the combination of HIV and hypertension may confer a greater risk of MI than that conferred by hypertension alone. Among participants in the Swiss HIV Cohort Study [26], insufficient control of hypertension was associated with increased risk of cardiovascular events, indicating the need for improved management of hypertension in PLWH.

The literature around the cancer field remains somewhat inconsistent. In primarily black African clinic cohorts in Maryland, there was a rapid increase in the incidence of new cancers, which was driven largely by an increase in the incidence of non-AIDS-defining cancers, with the incidence of AIDS-defining cancers remaining relatively stable [27]. In contrast, an early meta-analysis conducted by Shiels *et al.* [28] showed that, compared with the general population, there had been an increased rate of many non-AIDS-defining cancers, notably anal cancer, Hodgkin's lymphoma, liver, stomach, and lung cancers, in both the cART and non-cART eras. Interestingly, there was a reduced risk of both prostate and breast cancers in those with HIV, possibly reflecting more close monitoring in this group. In a more recent analysis from the French Hospital's Database on HIV in which the authors restricted the population to those who had been on cART with a good CD4<sup>+</sup> cell count response, there did not appear to be any increased risk of lung cancer compared with expected rates from the general population, but rates of both Hodgkin's lymphoma and liver

cancer remained elevated [29]. An updated analysis of the Veterans Aging Cohort Study reported that while the overall all-cancer crude incidence rate had increased between 1997–2000 and 2009–2012, once rates were standardized for age changes, there were significant declines in PLWH in the rates of all cancer, AIDS-defining cancers, non-AIDS-defining cancers, and nonvirus-related non-AIDS-defining cancers [30].

### Can cohorts help to differentiate between models of accelerated and accentuated ageing?

The observation that many AANCC and deaths from non-AIDS causes tend to occur at an earlier age in PLWH than in the general population, has led some to propose that HIV infection is able to lead to either accelerated or accentuated ageing. ‘Accelerated ageing’ refers to a situation where, at the time of HIV infection, the risk of AANCC associated with each additional year of age increases at a faster rate relative to the age-related changes that would be expected in the general population (Fig. 2a,b). In contrast, ‘accentuated ageing’ refers to the situation where there is a one-off increase in the risk of AANCC at the time of HIV infection, but where subsequent year-on-year increases in the risk of the AANCC are the same as those seen in the general population (Fig. 2c). A combination of accelerated and accentuated ageing would also be possible (Fig. 2d). Any of these situations would lead to an earlier average age at diagnosis of the AANCC in PLWH. Although

cross-sectional studies can suggest the possibility of accelerated or accentuated ageing, only cohort studies which follow people over time as they age are truly able to differentiate between the two.

However, a younger age at diagnosis of an AANCC is not sufficient evidence that HIV infection is leading to either accelerated or accentuated ageing in a cohort, as age at diagnosis will also reflect the underlying age distribution of the cohort as a whole. Analyses of age at the time of an event, such as an AANCC, are conditional on the fact that an individual has experienced the event. In a cohort that has a young average age (as is typical in most HIV cohorts), those who experience AANCCs will, by the very demographic nature of the cohort, be younger (as there will be very few older individuals in the cohort who can experience an AANCC). Thus, the average age at the time of the AANCC will reflect the age make-up of the cohort. In contrast, the general population is likely to include many older individuals who may also experience the AANCC, leading to a much older average age at the time of the event. Figure 3a shows a hypothetical general population cohort in which the average at diagnosis of an AANCC is 67.5 years. In Fig. 3b, the cohort is restricted so that the underlying age distribution of participants is more typical of an HIV cohort – in this restricted cohort, the median age at diagnosis of an AANCC is 10 years younger (57.5 years) simply because there are fewer older individuals in the cohort. Thus, the finding that there is a

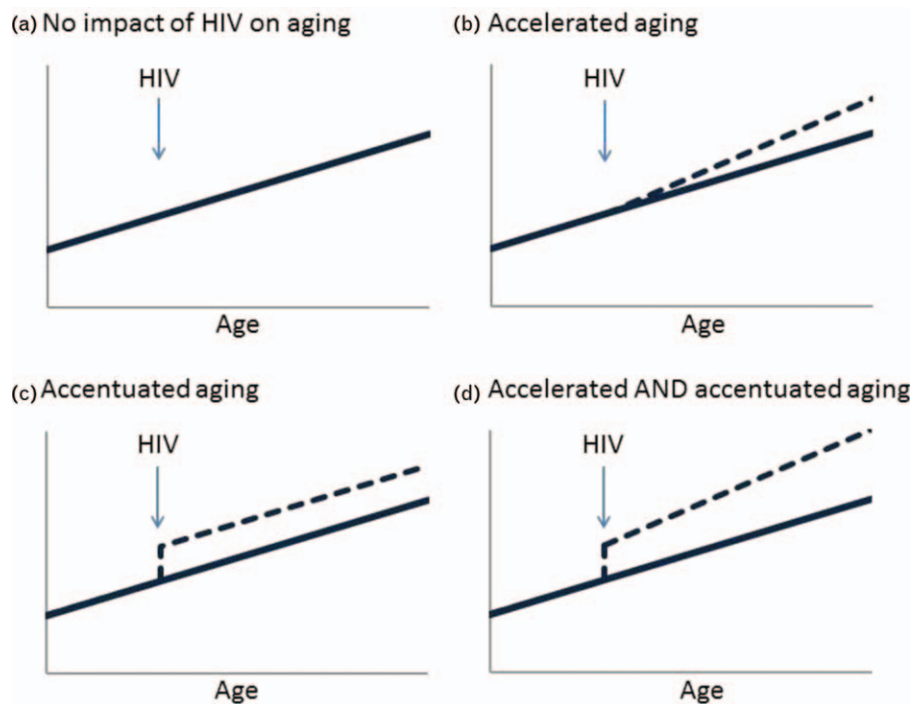
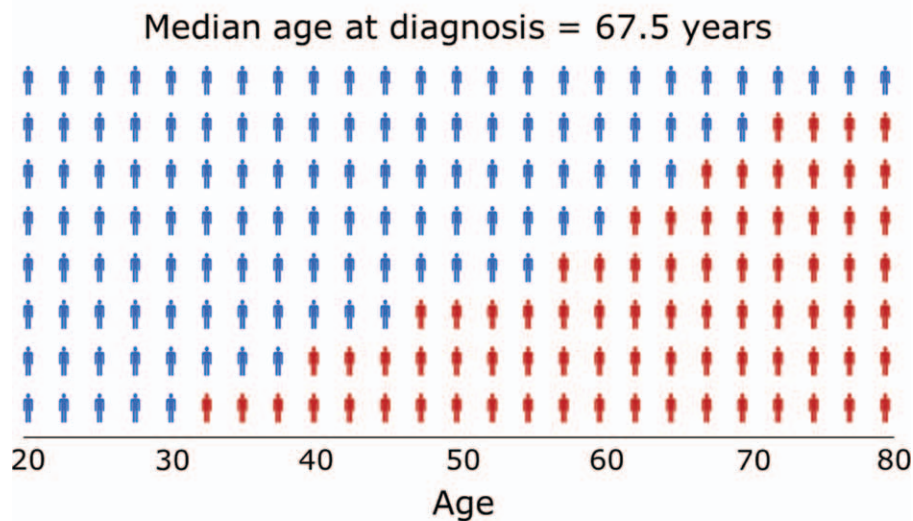


Fig. 2. Schematic showing possible associations between increased age and the prevalence of an age-associated noncommunicable comorbidity in the situations where there is (a) no impact of HIV on aging, (b) accelerated aging by HIV, (c) accentuated aging by HIV, and (d) accelerated and accentuated aging by HIV.

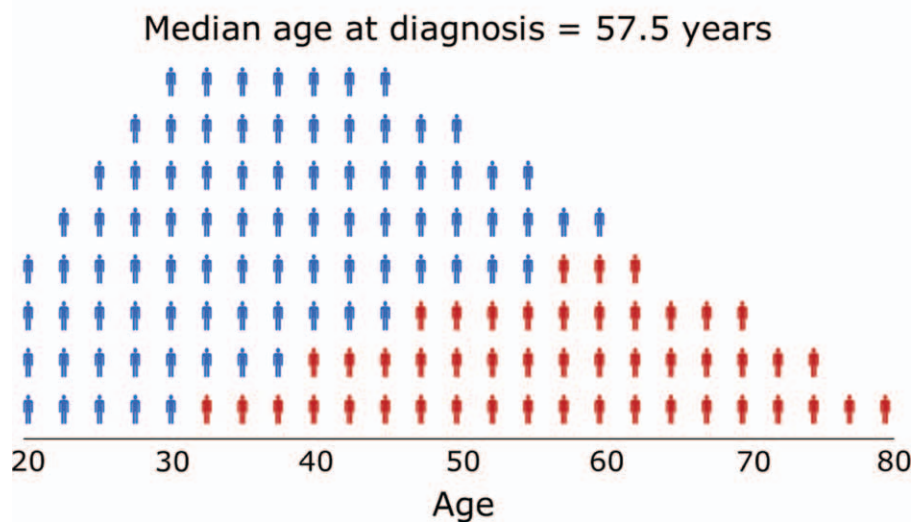
younger age at the time of the event in an HIV cohort does not provide evidence that HIV has, in any way, hastened the onset of that event. This is an extreme form of confounding, where the characteristics of the HIV cohort are different to those of the general population. To address this bias, it would be necessary to consider either the absolute risk of the AANCC at a given age, or to restrict the general population cohort in some way such that it has the same age distribution.

But age is only one factor that may confound comparisons of the risk of AANCC between cohorts of PLWH and the general population. Populations may also differ with respect to sex and ethnic origin, both factors that may be associated with the incidence of comorbidities and mortality. Furthermore, PLWH are known to have an increased risk of several behavioural, lifestyle, and viral factors (e.g. smoking, recreational drug use, sexually transmitted infections, and viral coinfections), all of

(a) Typical general population cohort with unrestricted age range from 20 to 80 years



(b) Typical HIV cohort with younger age distribution



**Fig. 3. Median age at diagnosis of AANCC calculated in (a) a typical general population cohort with an unrestricted age range from 20 to 80 years, and (b) a typical HIV cohort with a younger age distribution.** Red figures indicate individuals in the cohort who have the AANCC at their age of diagnosis. Blue figures indicate individuals in the cohort who remain free of the AANCC. AANCC, age-associated noncommunicable comorbidity.

which place the group at higher risk of many AANCC. Without adequate control of these confounders, comparisons between outcomes in PLWH and the general population may be seriously biased. Unfortunately, population-based surveillance datasets (which are often used for such comparisons) rarely collect information on these factors.

Several studies have, however, started to address this through the recruitment of appropriately matched control participants and/or restriction of the comparison group with those with similar characteristics. The Comorbidity in relation to AIDS (COBRA) study has recruited a cohort of 134 PLWH over the age of 45 who were receiving cART and had viral suppression, along with an appropriately matched HIV-negative control group. Using data from a subset of this cohort, Kootstra *et al.* [31] demonstrated that although many markers of T-cell activation, exhaustion, and senescence exhibited large differences when compared with a group of age-matched blood-bank donors (a 'typical' control group for this type of study), differences in the markers between the PLWH and the matched controls, were much reduced.

The Veterans Aging Cohort Study Virtual Cohort makes use of the fact that the HIV-negative Veterans are not only well matched for age, ethnicity, and clinical site, but are also drawn from the same underlying population. In analyses from the study [32], mean age at diagnosis of MI and non-AIDS-defining cancer did not differ by HIV status, whereas HIV-positive participants were diagnosed with end-stage renal disease at an average age that was 5.5 months younger than uninfected adults.

To investigate the potential role of ageing on the risk of MI in the D:A:D study, Petoumenos *et al.* [33] compared the association that was seen in the study between age and the risk of MI with that reported by several published CVD risk scores (Framingham, CUORE, and ASSIGN) from the general population. After recalibration of the scores to reflect the higher risk of CVD in PLWH, the shape of the association with age did not appear to be appreciably different in the D:A:D risk equation, more consistent with accentuated rather than accelerated ageing.

### What is the role of other, non-HIV, factors?

As the cohort of PLWH ages, the role of other non-HIV factors is becoming increasingly important. Of the deaths that occurred in the Danish HIV cohort, only 55% could be attributable to HIV, with 31.5% of deaths being attributable to hepatitis C virus or other comorbidities, and 13.6% being attributable to other causes [34]. Although it is likely that the increased use of direct acting antivirals will reduce the impact of hepatitis C virus infection in the coming years, little is being done to reduce the impact of smoking. Using data from the ART Cohort Collaboration, Helleberg *et al.* [35] reported that

smoking claimed more life-years than HIV-related factors with Rasmussen *et al.* [36] estimating that smoking cessation could potentially prevent more than 40% of MIs among PLWH. Although there is some evidence to support a greater impact of smoking on both CVD [33] and cancer risk [37] than in the general population, evidence from the Age<sub>HIV</sub> study does not support a differential effect of smoking in PLWH on markers of inflammation, immune activation, or coagulation [38]. Nevertheless, using the D:A:D risk equation, Petoumenos *et al.* [39] suggested that smoking cessation would be associated with a greater reduction in CVD risk than could be achieved by reductions in either total cholesterol or SBP.

Obesity has traditionally not been a major concern in PLWH, but now that people are living for longer with HIV, obesity rates are increasing. There are complex associations with BMI [40] with nonlinear associations between BMI at ART initiation and the risk of subsequent serious non-AIDS conditions, including CVD, hepatic disease, cancer, renal disease, and death, with the risk of most of these events being highest in those whose pre-ART BMI puts them in the underweight to normal categories. In addition to pre-ART BMI, changes in BMI once individuals start cART are also important (with the implications of these changes being dependent on the individual's pre-ART BMI) [41].

In addition to smoking and obesity, several other lifestyle and socioeconomic factors are also likely to contribute to the development of AANCC and to reductions in life expectancy in PLWH. For example, the large multinational COHERE study demonstrated increased mortality rates among migrant women from the Caribbean and migrant heterosexual men from Latin America when compared with native populations in western European cohorts [42] and also reported delayed HIV diagnosis and initiation of ART in those with lower educational level [43]. The potential impact of excessive alcohol use and illicit drug use on survival has been summarized in a recent review by Petoumenos and Law [44]. These studies support the need for improvements in the collection of data on socioeconomic factors in many cohort studies, as well as for consideration of these factors when identifying appropriate HIV-negative control groups for comparative studies.

In conclusion, most PLWH will now experience a good virological and immunological response to cART and, as such, they are far less likely to develop AIDS or die from AIDS-related causes. But other comorbidities are common and the risk of some of these may be increased by HIV and/or its treatment. It is likely that attempts to reduce smoking prevalence and obesity may be associated with important reductions in the incidence of some of these events in the future. Although it is tempting to speculate that current recommendations for earlier cART

initiation may also lead to a reduction in the incidence of many of these AANCC, the lack of robust evidence demonstrating causal associations between these comorbidities and HIV infection means that the impact of earlier cART on these events is difficult to predict and may only become apparent in the years to come.

## Acknowledgements

### Conflicts of interest

There are no conflicts of interest.

## References

- Althoff KN, Smit M, Reiss P, Justice AC. **HIV and ageing: improving quantity and quality of life.** *Curr Opin HIV AIDS* 2016; **11**:527–536.
- May M, Gompels M, Delpuch V, Porter K, Post F, Johnson M, et al. **Impact of late diagnosis and treatment on life expectancy in people with HIV-1: UK Collaborative HIV Cohort (UKCHIC) Study.** *BMJ* 2011; **343**:d6016.
- Legarth RA, Ahlstrom MG, Kronborg G, Larsen CS, Pedersen C, Pedersen G, et al. **Long-term mortality in HIV-infected individuals 50 years or older: a nationwide, population-based cohort study.** *J Acquir Imm Defic Syndr* 2016; **71**:213–218.
- Rasmussen LD, May MT, Kronborg G, Larsen CS, Pedersen C, Gerstoft J, et al. **Time trends for risk of severe age-related diseases in individuals with and without HIV infection in Denmark: a nationwide population-based cohort study.** *Lancet HIV* 2015; **2**:e288–e298.
- Samji H, Cescon A, Hogg RS, Modur SP, Althoff KN, Buchacz K, et al. **Closing the gap: increases in life expectancy among treated HIV-positive individuals in the United States and Canada.** *PLoS One* 2013; **8**:e81355.
- Wandeler G, Johnson LF, Egger M. **Trends in life expectancy of HIV-positive adults on antiretroviral therapy across the globe: comparison with general population.** *Curr Opin HIV AIDS* 2016; **11**:492–500.
- May MT, Gompels M, Delpuch V, Porter K, Orkin C, Kegg S, et al. **Impact on life expectancy of HIV-1 positive individuals of CD4+ cell count and viral load response to antiretroviral therapy.** *AIDS* 2014; **28**:1193–1202.
- Lewden C, Bouteloup V, De Wit S, Sabin C, Mocroft A, Wasmuth JC, et al. **All-cause mortality in treated HIV-infected adults with CD4 >500/mm<sup>3</sup> compared with the general population: evidence from a large European observational cohort collaboration.** *Int J Epidemiol* 2012; **41**:433–445.
- Public Health England. United Kingdom National HIV Surveillance Data Tables, No. 1, 2016 <https://www.gov.uk/government/statistics/hiv-annual-data-tables>. (Accessed 28 October 2016)
- Skingsley A, Yin Z, Kirwan P, Croxford S, Chau C, Conti S, et al. **HIV in the UK – Situation Report 2015: data to end 2014.** November 2015. Public Health England, London. (Accessed 28 October 2016)
- European Centre for Disease Prevention and Control, WHO Regional Office for Europe. **HIV/AIDS surveillance in Europe 2014.** Stockholm: ECDC; 2015
- van Sighem A, Boender TS, Wit F, Smit C, Matser A, Reiss P. **Monitoring Report 2016.** Human Immunodeficiency Virus (HIV) Infection in the Netherlands. <http://www.hiv-monitoring.nl>. Copyright 2016 Stichting HIV Monitoring. (Reprinted with permission)
- Smit M, Brinkman K, Geerlings S, Smit C, Thyagarajan K, van Sighem A, et al. **Future challenges for clinical care of an ageing population infected with HIV: a modelling study.** *Lancet Infect Dis* 2015; **15**:810–818.
- Weber R, Ruppik M, Rickenbach M, Spoerri A, Furrer H, Battegay M, et al. **Decreasing mortality and changing patterns of causes of death in the Swiss HIV Cohort Study.** *HIV Med* 2013; **14**:195–207.
- Morlat P, Roussillon C, Henard S, Salmon D, Bonnet F, Cacoub P, et al. **Causes of death among HIV-infected patients in France in 2010 (national survey): trends since 2000.** *AIDS* 2014; **28**:1181–1191.
- Smith CJ, Ryom L, Weber R, Morlat P, Pradier C, Reiss P, et al. **Trends in underlying causes of death in people with HIV from 1999 to 2011 (D:A:D): a multicohort collaboration.** *Lancet* 2014; **384**:241–248.
- Hatleberg CI, Ryom L, El-Sadr W, Smith C, Weber R, Reiss P, et al. **Improvements over time in short-term mortality following myocardial infarction in HIV-positive individuals.** *AIDS* 2016; **30**:1583–1596.
- Schouten J, Wit FW, Stolte IG, Kootstra NA, van der Valk M, Geerlings SE, et al. **Cross-sectional comparison of the prevalence of age-associated comorbidities and their risk factors between HIV-infected and uninfected individuals: the AGEHIV Cohort Study.** *Clin Infect Dis* 2014; **59**:1787–1797.
- Guaraldi G, Orlando G, Zona S, Menozzi M, Carli F, Garlassi E, et al. **Premature age-related comorbidities among HIV-infected persons compared with the general population.** *Clin Infect Dis* 2011; **53**:1120–1126.
- Krentz HB, Gill MJ. **Increased costs of HIV care associated with aging in an HIV-infected population.** *HIV Med* 2015; **16**:38–47.
- Shahmanesh M, Schultze A, Burns F, Kirk O, Lundgren J, Mussini C, et al. **The cardiovascular risk management for people living with HIV in Europe: how well are we doing?** *AIDS* 2016; **30**:2505–2518.
- Kamara DA, Smith C, Ryom L, Reiss P, Rickenbach M, Phillips A, et al. **Longitudinal analysis of the associations between antiretroviral therapy, viraemia and immunosuppression with lipid levels: the D:A:D study.** *Antivir Ther* 2016; **21**:495–506.
- Hatleberg CI, Kamara D, Ryom L, de Wit S, Law M, Reiss P, et al. **Differences in predictors for ischaemic and haemorrhagic strokes in HIV+ individuals.** Abstract 637. Presented at CROI 2016, February 22–25, 2016, Boston
- Factor SH, Lo Y, Schoenbaum E, Klein RS. **Incident hypertension in older women and men with or at risk for HIV infection.** *HIV Med* 2013; **14**:337–346.
- Armah KA, Chang CC, Baker JV, Ramachandran VS, Budoff MJ, Crane HM, et al. **Prehypertension, hypertension, and the risk of acute myocardial infarction in HIV-infected and -uninfected veterans.** *Clin Infect Dis* 2014; **58**:121–129.
- Nuesch R, Wang Q, Elzi L, Bernasconi E, Weber R, Cavassini M, et al. **Risk of cardiovascular events and blood pressure control in hypertensive HIV-infected patients: Swiss HIV Cohort Study (SHCS).** *J Acquir Imm Defic Syndr* 2013; **62**:396–404.
- Riedel DJ, Mwangi EI, Fantry LE, Alexander C, Hossain MB, Pauza CD, et al. **High cancer-related mortality in an urban, predominantly African-American, HIV-infected population.** *AIDS* 2013; **27**:1109–1117.
- Shiels MS, Cole SR, Kirk GD, Poole C. **A meta-analysis of the incidence of non-AIDS cancers in HIV-infected individuals.** *J Acquir Immune Defic Syndr* 2009; **52**:611–622.
- Hleyhel M, Hleyhel M, Bouvier AM, Belot A, Tattevin P, Pacanowski J, et al. **Risk of non-AIDS-defining cancers among HIV-1-infected individuals in France between 1997 and 2009: results from a French cohort.** *AIDS* 2014; **28**:2109–2118.
- Park LS, Tate JP, Sigel K, Rimland D, Crothers K, Gibert C, et al. **Time trends in cancer incidence in persons living with HIV/AIDS in the antiretroviral therapy era: 1997–2012.** *AIDS* 2016; **30**:1795–1806.
- Kootstra NA, Booman T, Wit FW, Maurer I, De Francesco D, Sabin C, et al. **Middle-aged HIV-1 infected individuals on cART only display characteristics of increased immunological ageing when compared to blood bank donors, but not when compared to appropriately selected controls.** Poster BPD3/3. 15<sup>th</sup> European AIDS Conference, 21–24 October 2015, Barcelona
- Althoff KN, McGinnis KA, Wyatt CM, Freiberg MS, Gilbert C, Oursler KK, et al. **Comparison of risk and age at diagnosis of myocardial infarction, end-stage renal disease, and non-AIDS-defining cancer in HIV-infected versus uninfected adults.** *Clin Infect Dis* 2015; **60**:627–638.

33. Petoumenos K, Reiss P, Ryom L, Rickenbach M, Sabin CA, El-Sadr W, *et al.* **Increased risk of cardiovascular disease (CVD) with age in HIV-positive men: a comparison of the D:A:D CVD risk equation and general population CVD risk equations.** *HIV Med* 2014; **15**:595–603.
34. Lohse N, Gerstoft J, Kronborg G, Larsen CS, Pedersen C, Pedersen G, *et al.* **Comorbidity acquired before HIV diagnosis and mortality in persons infected and uninfected with HIV: a Danish population-based cohort study.** *J Acquir Immune Defic Syndr* 2011; **57**:334–339.
35. Helleberg M, May MT, Ingle SM, Dabis F, Reiss P, Fätkenheuer G, *et al.* **Smoking and life expectancy among HIV-infected individuals on antiretroviral therapy in Europe and North America.** *AIDS* 2015; **29**:221–229.
36. Rasmussen LD, Helleberg M, May MT, Afzal S, Kronborg G, Larsen CS, *et al.* **Myocardial infarction among Danish HIV-infected individuals: population-attributable fractions associated with smoking.** *Clin Infect Dis* 2015; **60**:1415–1423.
37. Helleberg M, Gerstoft J, Afzal S, Kronborg G, Larsen CS, Pedersen C, *et al.* **Risk of cancer among HIV-infected individuals compared to the background population: impact of smoking and HIV.** *AIDS* 2014; **28**:1499–1508.
38. Kookij KW, Wit FW, Booiman T, van der Valk M, van der Loeff MF, Kootstra NA, *et al.* **Cigarette smoking and inflammation, monocyte activation, and coagulation in HIV-infected individuals receiving antiretroviral therapy, compared with uninfected individuals.** *J Infect Dis* 2016(In press).
39. Petoumenos K, Worm S, Reiss P, de Wit S, d'Arminio Monforte A, Sabin C, *et al.* **Rates of cardiovascular disease following smoking cessation in patients with HIV infection: results from the D:A:D study.** *HIV Med* 2011; **12**:412–421.
40. Koethe JR, Jenkins CA, Turner M, Bebawy S, Shepherd BE, Wester CW, *et al.* **Body mass index and the risk of incident noncommunicable diseases after starting antiretroviral therapy.** *HIV Med* 2015; **16**:67–72.
41. Achhra AC, Mocroft A, Reiss P, Sabin C, Ryom L, de Wit S, *et al.* **Short-term weight gain after antiretroviral therapy initiation and subsequent risk of cardiovascular disease and diabetes: the D:A:D study.** *HIV Med* 2016; **17**:255–268.
42. The Migrants Working Group on behalf of COHERE in EuroCoord. **Mortality in migrants living with HIV in western Europe (1997–2013): a collaborative cohort study.** *Lancet HIV* 2016; **2**:e540–e549.
43. The Socio-economic Inequalities and HIV Writing Group for Collaboration of Observational HIV Epidemiological Research in Europe (COHERE) in EuroCoord. Lodi S, Dray-Spira R, Touloumi G, Braun D, Teira R, D'Arminio Monforte A, *et al.* **Delayed HIV diagnosis and initiation of antiretroviral therapy: inequalities by educational level, COHERE in EuroCoord.** *AIDS* 2014; **28**:2297–2306.
44. Petoumenos K, Law MG. **Smoking, alcohol and illicit drug use effects on survival in HIV-positive persons.** *Curr Opin HIV AIDS* 2016; **11**:514–520.